

**Product: BASIC SEAT**

The unmistakable anthropomorphic shape of the backrest is the distinctive element of the *Easy-B* family. A complete family that, keeping its characteristic image clear, ranges from the executive version to the visitor version passing through the operational solution. From the central coupling, it branches out into two arms that physically and graphically hold up the particular shape of the backrest.

The unique innovative upholstery system makes the *Easy-B* family an expression of the highest production capabilities. The pearl of the technique is the *Plus* version where a rapid coupling system between the seat and the mechanism as well as between the mechanism and the backrest make the proposal interesting in cases where transport and assembly on site make the difference.

**TECHNICAL FEATURES**

**Seat:** nylon structure with glossy finish shell reinforced with Steel bars for connecting armrests. 30 kg/mc cold-pressed Polyurethane foam padding and leather or fabric upholstery.

**Backrest:** fibre-charged Polypropylene load-bearing structural frame with gloss finish nylon shell. Gloss finish nylon lumbar support cushion with 70 mm adjustment range, Polyurethane foam padding in the part which comes in contact with the body.

The backrest is available either in mesh or padded:

- **comfort mesh:** high strength, 55% Polyester mesh - 45% Polyamide;
- **padded:** load-bearing structure made of mesh bonded to an open cell, low density Polyurethane foam, upholstered in either leather or fabric.

**Base:** the 50 cm diameter base is available in either Polyamide or Aluminium version. The self-braking swivel castors  $\varnothing$  65 are made of either soft or hard rubber (black for Polyamide base, with Aluminium central disk for Aluminium base). Also available with caps.

**Armrests (optional):**

**Fixed,** in nylon;

**2D adjustable, (height and depth)** in nylon or polished Aluminium;

**3D adjustable, (height, width and depth)** in nylon or polished Aluminium;

**Accessories:** Headrest

**MECHANISMS AND ADJUSTEMENTS**

**Syncro,** enables the angle between the seat and locked smoothly in 4 different positions;

**Syncro with seat shift** (optional): enables the angle between the seat and locked smoothly in 4 different positions, seat depth to be adjusted and side tension adjusted.

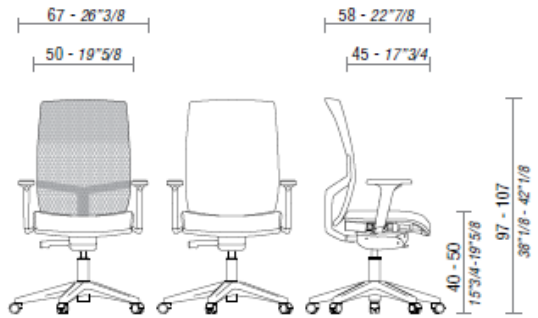
**FINISHES**

**Upholstery:** Smart Office - Fabric cat. B, F, G, L, Leather and Extra Leather; Comfort mesh.

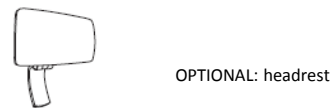
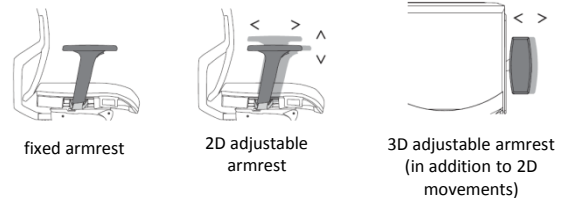
**5-star base:** Black nylon, polished Aluminium.

**CERTIFICATIONS**


The EASY-B chair has exceeded the strictest tests and offers full guarantees on the quality of used materials.



EASY-B BASIC, chair with backset in mesh or padded.



**Mechanisms and adjustments**



**Product: STANDARD SEAT**

The unmistakable anthropomorphic shape of the backrest is the distinctive element of the *Easy-B* family. A complete family that, keeping its characteristic image clear, ranges from the executive version to the visitor version passing through the operational solution. From the central coupling, it branches out into two arms that physically and graphically hold up the particular shape of the backrest.

The unique innovative upholstery system makes the *Easy-B* family an expression of the highest production capabilities. The pearl of the technique is the *Plus* version where a rapid coupling system between the seat and the mechanism as well as between the mechanism and the backrest make the proposal interesting in cases where transport and assembly on site make the difference.

**TECHNICAL FEATURES**

**Seat:** nylon structure with glossy finish shell reinforced with Steel bars for connecting armrests. 30 kg/mc cold-pressed Polyurethane foam padding and leather or fabric upholstery.

**Backrest:** fibre-charged Polypropylene load-bearing structural frame with gloss finish nylon shell. Gloss finish nylon lumbar support cushion with 70 mm adjustment range, Polyurethane foam padding in the part which comes in contact with the body.

The backrest is available either in mesh or padded:

- **comfort mesh:** high strength, 55% Polyester mesh - 45% Polyamide;
- **padded:** load-bearing structure made of mesh bonded to an open cell, low density Polyurethane foam, upholstered in either leather or fabric.

**Base:** the 65 cm diameter base is available in either Polyamide or Aluminium version. The self-braking swivel castors  $\varnothing$  65 are made of either soft or hard rubber (black for Polyamide base, with Aluminium central disk for Aluminium base). Also available with caps.

**Armrests (optional):**

**Fixed,** in nylon;

**2D adjustable, (height and depth)** in nylon or polished Aluminium;

**3D adjustable, (height, width and depth)** in nylon or polished Aluminium;

**Accessories:** Headrest

**MECHANISMS AND ADJUSTEMENTS**

**Syncro,** enables the angle between the seat and locked smoothly in 4 different positions;

**Syncro with seat shift (optional),** enables the angle between the seat and locked smoothly in 4 different positions, seat depth to be adjusted and side tension adjusted.

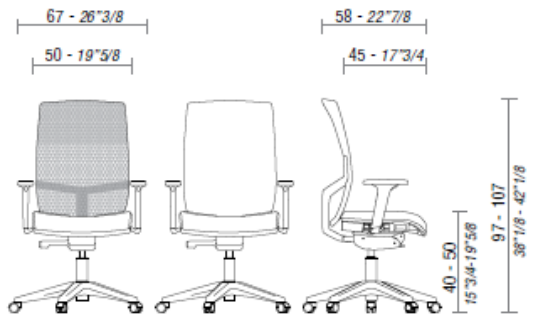
**FINISHES**

**Upholstery:** Smart Office - Fabric cat. B, F, G, L, Leather and Extra Leather; Comfort mesh.

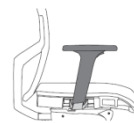
**5-star base:** Black nylon, polished Aluminium.

**CERTIFICATIONS**

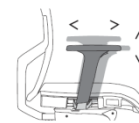
The EASY-B chair has exceeded the strictest tests and offers full guarantees on the quality of used materials.



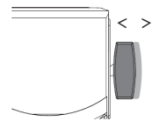
EASY-B STANDARD, chair with backrest in mesh or padded.



fixed armrest



2D adjustable armrest



3D adjustable armrest (in addition to 2D movements)



OPTIONAL: headrest

**Mechanisms and adjustments**



syncro mechanism  
Standard



backrest tension adjustment  
Standard



lumbar support adjustment  
Standard



height adjustment  
Standard



seat depth adjustment  
Optional

**Product: PLUS SEAT**

The unmistakable anthropomorphic shape of the backrest is the distinctive element of the *Easy-B* family. A complete family that, keeping its characteristic image clear, ranges from the executive version to the visitor version passing through the operational solution. From the central coupling, it branches out into two arms that physically and graphically hold up the particular shape of the backrest.

The unique innovative upholstery system makes the *Easy-B* family an expression of the highest production capabilities. The pearl of the technique is the *Plus* version where a rapid coupling system between the seat and the mechanism as well as between the mechanism and the backrest make the proposal interesting in cases where transport and assembly on site make the difference.

**TECHNICAL FEATURES**

**Seat:** nylon structure with glossy finish shell reinforced with Steel bars for connecting armrests. 30 kg/mc cold-pressed Polyurethane foam padding and leather or fabric upholstery.

**Backrest:** fibre-charged Polypropylene load-bearing structural frame with gloss finish nylon shell. Gloss finish nylon lumbar support cushion with 70 mm adjustment range, Polyurethane foam padding in the part which comes in contact with the body.

The backrest is available either in mesh or padded:

- **comfort mesh:** high strength, 55% Polyester mesh - 45% Polyamide;
- **padded:** load-bearing structure made of mesh bonded to an open cell, low density Polyurethane foam, upholstered in either leather or fabric.

**Base:** the 65 cm diameter base is available in either Polyamide or Aluminium version. The self-braking swivel castors  $\varnothing$  65 are made of either soft or hard rubber (black for Polyamide base, with Aluminium central disk for Aluminium base). Also available with caps.

**Armrests (optional):**

**Fixed,** in nylon;

**2D adjustable PLUS, (height and width)** in nylon;

**4D adjustable, (height, width, depth and rotation)** with Polopropylene tubular support for nylon version and Aluminium support for polished Aluminium version; soft Polyurethane pad.

**Accessories:** Headrest, pen holder, iPad holder.

**MECHANISMS AND ADJUSTEMENTS**

**Syncro with seat shift,** enables the angle between the seat and locked smoothly in 4 different positions, seat depth to be adjusted and side tension adjusted.

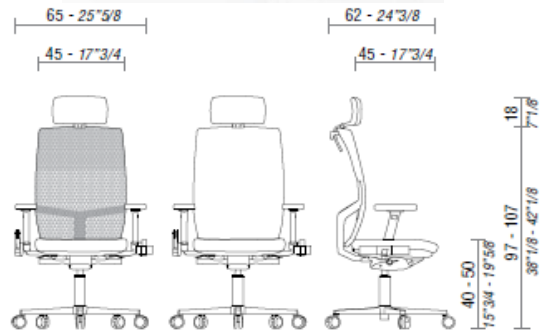
**FINISHES**

**Upholstery:** Smart Office - Fabric cat. B, F, G, L, Leather and Extra Leather; Comfort mesh.

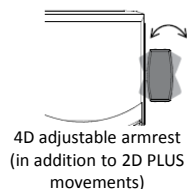
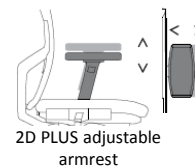
**5-star base:** Black nylon, polished Aluminium.

**CERTIFICATIONS**

The *EASY-B* chair has exceeded the strictest tests and offers full guarantees on the quality of used materials.



*EASY-B PLUS, chair with backrest in mesh or padded, with headrest, iPad holder and penholder.*



OPTIONAL: headrest

**Mechanisms and adjustments**



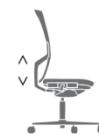
syncro mechanism  
Standard



backrest tension adjustment  
Standard



lumbar support adjustment  
Standard



height adjustment  
Standard



seat depth adjustment  
Standard

**Product: CANTILEVER CHAIR**

The unmistakable anthropomorphic shape of the backrest is the distinctive element of the *Easy-B* family. A complete family that, keeping its characteristic image clear, ranges from the executive version to the visitor version passing through the operational solution. From the central coupling, it branches out into two arms that physically and graphically hold up the particular shape of the backrest.

The unique innovative upholstery system makes the *Easy-B* family an expression of the highest production capabilities. The pearl of the technique is the *Plus* version where a rapid coupling system between the seat and the mechanism as well as between the mechanism and the backrest make the proposal interesting in cases where transport and assembly on site make the difference.

**TECHNICAL FEATURES**

**Structure:** tubular shaped made by Steel.

**Seat:** nylon structure. 30 kg/mc cold-pressed Polyurethane foam padding and leather or fabric upholstery.

**Backrest:** fibre-charged Polypropylene load-bearing structural frame with gloss finish nylon shell. Gloss finish fixed.

The backrest is available either in mesh or padded:

- **comfort mesh:** high strength, 55% Polyester mesh - 45% Polyamide;
- **padded:** load-bearing structure made of mesh bonded to an open cell, low density Polyurethane foam, upholstered in either leather or fabric.

**Armrests:**

**Fixed,** integrated with the structure.

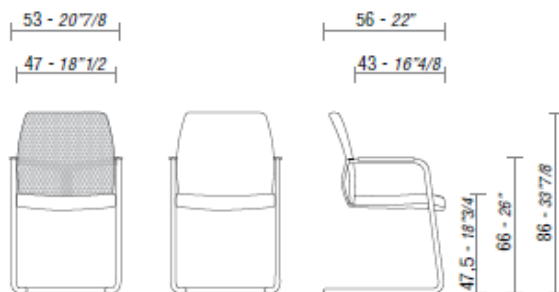
**FINISHES**

**Upholstery:** Smart Office - Fabric cat. B, F, G, L, Leather and Extra Leather; Comfort mesh.

**Frame:** Black varnished or chromed Steel.

**CERTIFICATIONS**

The EASY-B chair has exceeded the strictest tests and offers full guarantees on the quality of used materials.



*EASY-B, cantilever with backrest in mesh or padded.*